

Dear customer,

thank you for deciding to purchase our product. The product fulfils the requirements of effective European and national guidelines.

To maintain the condition of the product and to ensure safe operation, you - as the user - must observe the product notes and the operation manual! They contain important information for the start-up and handling. It is important, therefore, that these documents are archived carefully for referring to information at a later stage.

1. Safety Instructions

We are not responsible for any property damage or personal injury caused by failure to observe these product notes and manual, improper handling or unauthorised modifications.

It can only be installed by a qualified electrician.

Make sure that the item has not been damaged during transport before putting the light into operation. It may not be operated if there are any damages to electrical parts.

It may only be operated once removed from the packaging.

The type plate must not be removed.

The connection lines in the building must be disconnected before installation and secured against being switched back on. For this, trip the corresponding fuse switch in the building installation.

Make sure the electrical specifications for the connection lines correspond with the specifications given on the nameplate of this product.

We recommend that you protect the product with a residual-current-operated protective device. Follow all installation regulations applicable at your location.

Do not allow the product to come into contact with extreme heat or naked flames.

The product must not be covered with objects (decorations) or thermally insulating coverings /similar materials.

Before disposal of the packaging material make sure that all components are removed.

Keep packaging material away from the reach of children and pets. The packaging contains small parts that may be swallowed by children.

2. Proper Use

This product is only intended for lighting purposes and may only be operated on normal or non-flammable surfaces.

The use can be done in indoor/outdoor areas.

Make sure that the surface is suitable for permanently and reliably taking the weight of the light.

3. Care

Repairs may only be carried out by a qualified electrician.

Disconnect the entire product from the mains first and allow it to cool down before cleaning or maintaining.

Use a dry or slightly moistened cloth for cleaning.

Never use any chemicals, flammable cleaning agents or abrasives. These may cause damage to the surface coating and/or the insulators.

4. Faulty Function

Light switched on at the switch?

Transformer mounted and connected properly?

If available; remote control intact? Check the batteries.

Check the connected lines.

Lamp defective?

5. Changing Lamps

Disconnect the product from the mains first and allow it to cool down before changing the bulb (lamp).

Only use approved lamps for the light. You will find details on the approved lamps on the type plate.

Check that the lamp is correctly inserted in the lamp holder before commissioning.

6. Storage and Disposal

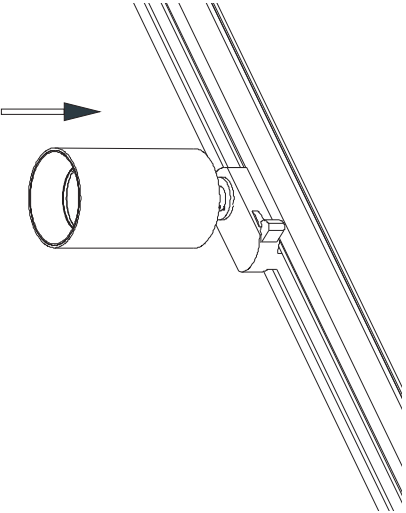
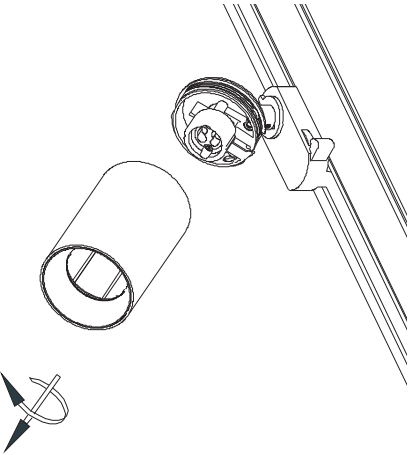
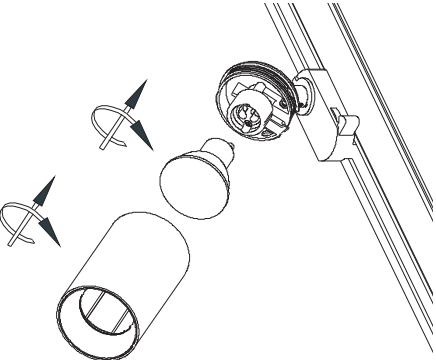
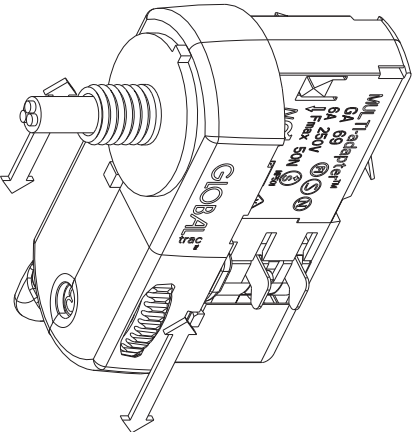
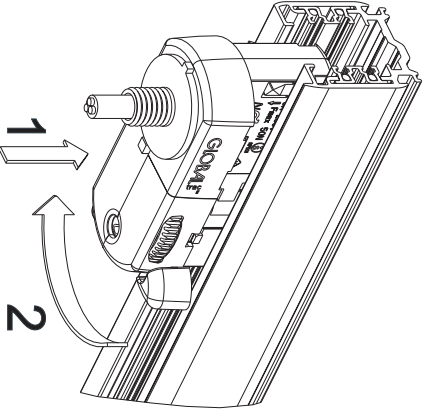
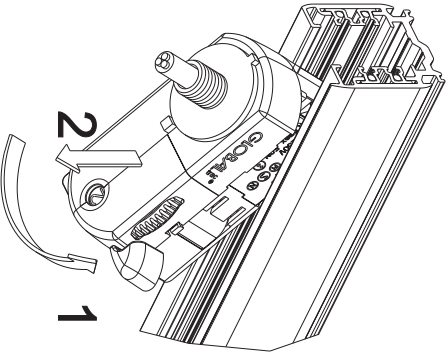
Used electronic devices must be brought back to public collection points and must not be disposed of as household waste.

Storage in a dry and clean environment. Do not strain the product mechanically during storage.

Montageanleitung / Mountinginstruction

Schienensystem 3-Phasen 230V, Can / Track system 3-Phases 230V, Can - 220-240V AC/50-60Hz, E27, 100,00 W

Achtung! Für diese Arbeiten müssen Sie die Spannungsversorgung trennen. / Attention! For this work you must turn off the power supply.

1		2		3	
4		5		6	

Dear customer,

thank you for deciding to purchase our product. The product fulfils the requirements of effective European and national guidelines.

To maintain the condition of the product and to ensure safe operation, you - as the user - must observe the product notes and the operation manual! They contain important information for the start-up and handling. It is important, therefore, that these documents are archived carefully for referring to information at a later stage.

1. Safety Instructions

We are not responsible for any property damage or personal injury caused by failure to observe these product notes and manual, improper handling or unauthorised modifications.

It can only be installed by a qualified electrician.

Make sure that the item has not been damaged during transport before putting the light into operation. It may not be operated if there are any damages to electrical parts.

It may only be operated once removed from the packaging.

The type plate must not be removed.

The connection lines in the building must be disconnected before installation and secured against being switched back on. For this, trip the corresponding fuse switch in the building installation.

Make sure the electrical specifications for the connection lines correspond with the specifications given on the nameplate of this product.

We recommend that you protect the product with a residual-current-operated protective device. Follow all installation regulations applicable at your location.

Do not allow the product to come into contact with extreme heat or naked flames.

The product must not be covered with objects (decorations) or thermally insulating coverings /similar materials.

Before disposal of the packaging material make sure that all components are removed.

Keep packaging material away from the reach of children and pets. The packaging contains small parts that may be swallowed by children.

2. Proper Use

This product is only intended for lighting purposes and may only be operated on normal or non-flammable surfaces.

The use can be done in indoor/outdoor areas.

Make sure that the surface is suitable for permanently and reliably taking the weight of the light.

3. Care

Repairs may only be carried out by a qualified electrician.

Disconnect the entire product from the mains first and allow it to cool down before cleaning or maintaining.

Use a dry or slightly moistened cloth for cleaning.

Never use any chemicals, flammable cleaning agents or abrasives. These may cause damage to the surface coating and/or the insulators.

4. Faulty Function

Light switched on at the switch?

Transformer mounted and connected properly?

If available; remote control intact? Check the batteries.

Check the connected lines.

Lamp defective?

5. Changing Lamps

Disconnect the product from the mains first and allow it to cool down before changing the bulb (lamp).

Only use approved lamps for the light. You will find details on the approved lamps on the type plate.

Check that the lamp is correctly inserted in the lamp holder before commissioning.

6. Storage and Disposal

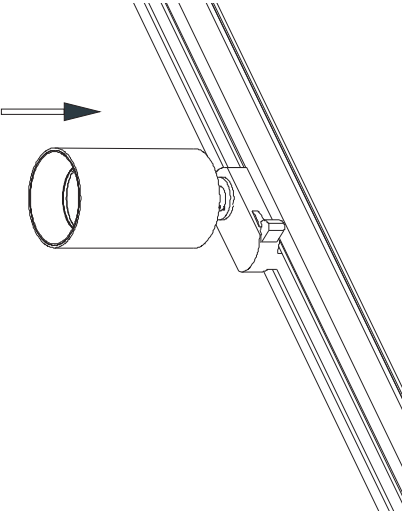
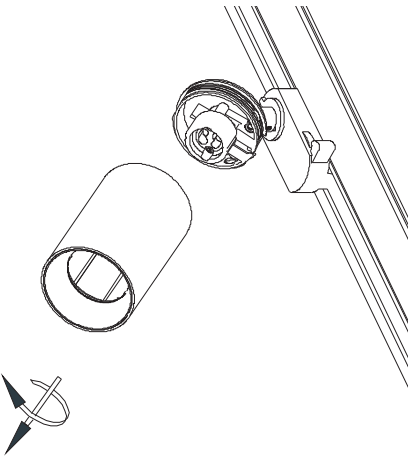
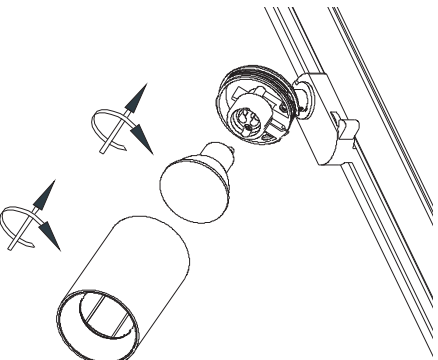
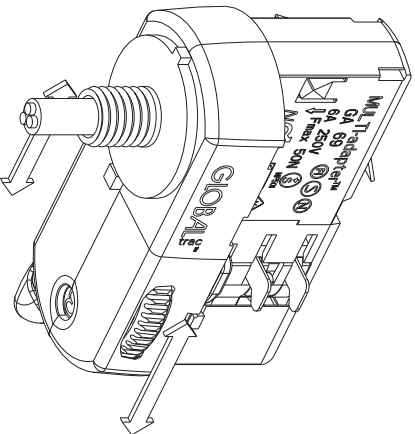
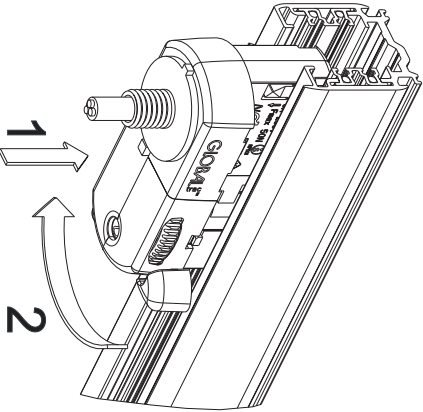
Used electronic devices must be brought back to public collection points and must not be disposed of as household waste.

Storage in a dry and clean environment. Do not strain the product mechanically during storage.

Montageanleitung / Mountinginstruction

Schienensystem 3-Phasen 230V, Can / Track system 3-Phases 230V, Can - 220-240V AC/50-60Hz, E27, 100,00 W

Achtung! Für diese Arbeiten müssen Sie die Spannungsversorgung trennen. / Attention! For this work you must turn off the power supply.

<p>1</p> 	<p>2</p> 	<p>3</p> 
<p>4</p> 	<p>5</p> 	<p>6</p> 