

Power supply unit, FLAT, CC, UT700mA/12W












IP20 

Electrical Characteristics

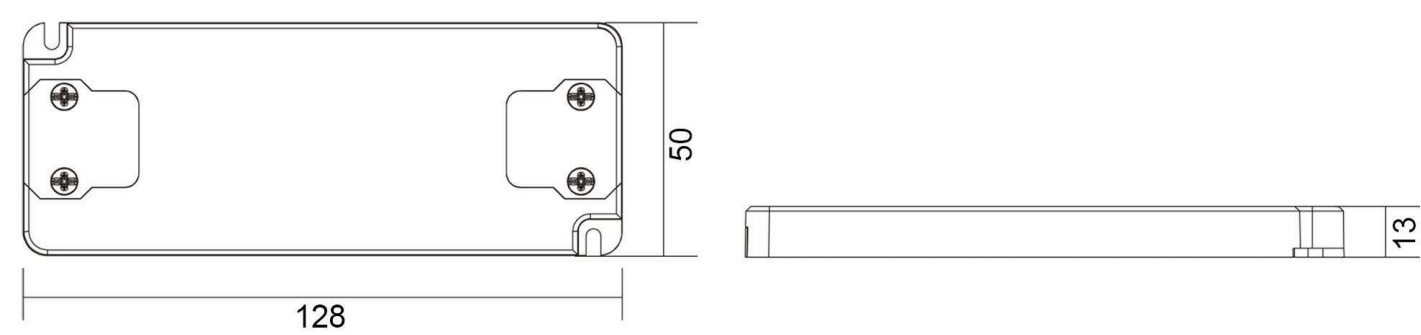
Operating mode	constant current	Input voltage	220-240V AC/50-60Hz
Power	1,40-12,00 W	Power factor	0,50
Output voltage	2-19V DC	Connection possibility	clamp
Output current	700 mA		

Product features

 Protection class II	 Overvoltage protection
SELV Low voltage protection	 Lamp control gear 110
 Short circuit protection	 Suitable for furniture installation
 Overload protection	ErP Standby-power consumption < 0,5 W
 Overheating protection	LVD Safety according to EN 61347
 Safety transformer	EMC Interference suppression + immunity according to EN 55015 + EN 61547
 not dimmable	EMC Mains harmonics + flicker according to EN 61000-3-2 + EN 61000-3-3

Black fields are applicable / gray fields are not applicable

Power supply unit, FLAT, CC, UT700mA/12W



Dimensions & Weight

Absolute maximum ratings

Length	128,00 mm	Operating temperature	-20°C - +50°C
Width	50,00 mm	Case temperature	80 °C
Height	14,00 mm	max. amount of circuit breakers	B10A=17, B16A=28, C10A=37, C16A=59
Diameter	0,00 mm	max. inrush current	10A/300µs
Product weight	60 g	capacitive load	190,7nF

Dear customer,

thank you for deciding to purchase our product. The product fulfils the requirements of effective European and national guidelines.

To maintain the condition of the product and to ensure safe operation, you - as the user - must observe the product notes and the operation manual! They contain important information for the start-up and handling. It is important, therefore, that these documents are archived carefully for referring to information at a later stage.

1. Safety Instructions

We are not responsible for any property damage or personal injury caused by failure to observe these product notes and manual, improper handling or unauthorised modifications.

It can only be installed by a qualified electrician.

Make sure that the item has not been damaged during transport before putting the light into operation. It may not be operated if there are any damages to electrical parts.

It may only be operated once removed from the packaging.

The type plate must not be removed.

The connection lines in the building must be disconnected before installation and secured against being switched back on.

Make sure the electrical specifications for the connection lines correspond with the specifications given on the nameplate of this product.

We recommend that you protect the product with a residual-current-operated protective device. Follow all installation regulations applicable at your location.

Make sure that the cables and plugs are not subject to tension or torsional forces and do not bend the cables. Protect all cables and insulation against possible damages.

Output lines should be laid separately and spaced apart from other lines. The power supply cables and the lamp feeders must not cross each other.

Do not allow the product to come into contact with extreme heat or naked flames.

Use the supplied fastening material only when it is suited for the installation background.

The product must not be covered with objects (decorations) or thermally insulating coverings /similar materials.

Before disposal of the packaging material make sure that all components are removed.

Keep packaging material away from the reach of children and pets. The packaging contains small parts that may be swallowed by children.

2. Proper Use

Use the product only in protected and dry interior rooms.

3. Care

Repairs may only be carried out by a qualified electrician.

Disconnect the entire product from the mains first and allow it to cool down before cleaning or maintaining.

Use a dry or slightly moistened cloth for cleaning.

Never use any chemicals, flammable cleaning agents or abrasives. These may cause damage to the surface coating and/or the insulators.

4. Faulty Function

Light switched on at the switch?

Transformer mounted and connected properly?

If available; remote control intact? Check the batteries.

Check the connected lines.

Lamp defective?

5. Storage and Disposal

Used electronic devices must be brought back to public collection points and must not be disposed of as household waste.

Storage in a dry and clean environment. Do not strain the product mechanically during storage.